



Photonic Therapy

THE McLAREN METHOD

STOP BLEEDING

Advanced Photonic Therapy, a scientifically advanced form of acupuncture using light, instead of needles, to stimulate recognised acupuncture points.

Advanced Photonic Therapy offers a safe, painless and effective method of home health, which provides temporary relief from pain and promotes healing.

Dr Brian C. McLaren
B.V.Sc., Q.D.A.H., GradDipVetAcup.(IVAS),
GradDipAcup.(RMIT), M.App.Sc.(Clin.Prac.)

Published by Advanced Photonic Therapy
BN 2143 3094
GPO Box 1944, Brisbane 4000
Queensland, Australia.
info@advancedphotonictherapy.com

Published 1st July 2010. All rights reserved

Photonic Therapy ©. Copyright 1990 by Brian McLaren
ISBN 0 646 30810 6

ALL RIGHTS RESERVED

No part of this file may be reproduced, or utilised in any form or by any means, electronic or mechanical, including photocopying, recording, or by any information storage or retrieval system, for commercial gain without permission in writing from Advanced Photonic Therapy.

DISCLAIMER

Advanced Photonic Therapy provides temporary relief from pain. If pain persists consult your primary health practitioner. As the method of application in using the light is out of Advanced Photonic Therapy's control, no responsibility is accepted for any treatment effects, condition progress, or sequel arising after use of the unit or torch. No warranty is given or implied as to the effectiveness or otherwise of the formulae offered.

While equipment for animal use in America is generally FDA exempt, it is not intended to replace primary health care professional consultation and diagnosis. It is suggested that Advanced Photonic Therapy be used post diagnostically.

INTRODUCTION

Advanced Photonic Therapy allows a painless, non-invasive therapy to stimulate the horse's ability to heal. A modern, scientific application of acupuncture methods, the therapy works by stimulating the horse's defence mechanisms, and releasing the horse's own pain killers and anti-inflammatories thereby encouraging the maximum rate of healing. Virtually all physiological conditions of the horse may be addressed. Advanced Photonic Therapy used before and after an operation reduces the time of wound healing, and decreases post-operative infection.

Advanced Photonic Therapy is non-invasive so it does not matter if you use one or two more points than is absolutely necessary. By utilising the acupuncture approach of addressing where it is, and not what it is, every photonic application consists of the same nine standard points, plus a few specific points for each condition.

Advanced Photonic Therapy stimulates the acupuncture points on both sides of the horse for five seconds per point, twice per week for at least two to three weeks. In acute conditions, such as a recent wound, twice daily therapy sessions could be used without harm.

Using Advanced Photonic Therapy it is virtually impossible to over-stimulate a point. Stimulating an incorrect point will not cause harm, but simply register a nil effect.


For further information, please visit www.advancedphotonictherapy.com or contact us at info@advancedphotonictherapy.com

STOP BLEEDING

SPECIFIC POINTS

Duan Xue

Duan Xue, translated from Chinese as 'sever, interrupt, or cease bleeding'. Located on the midline of the spines of the first and second lumbar vertebrae.

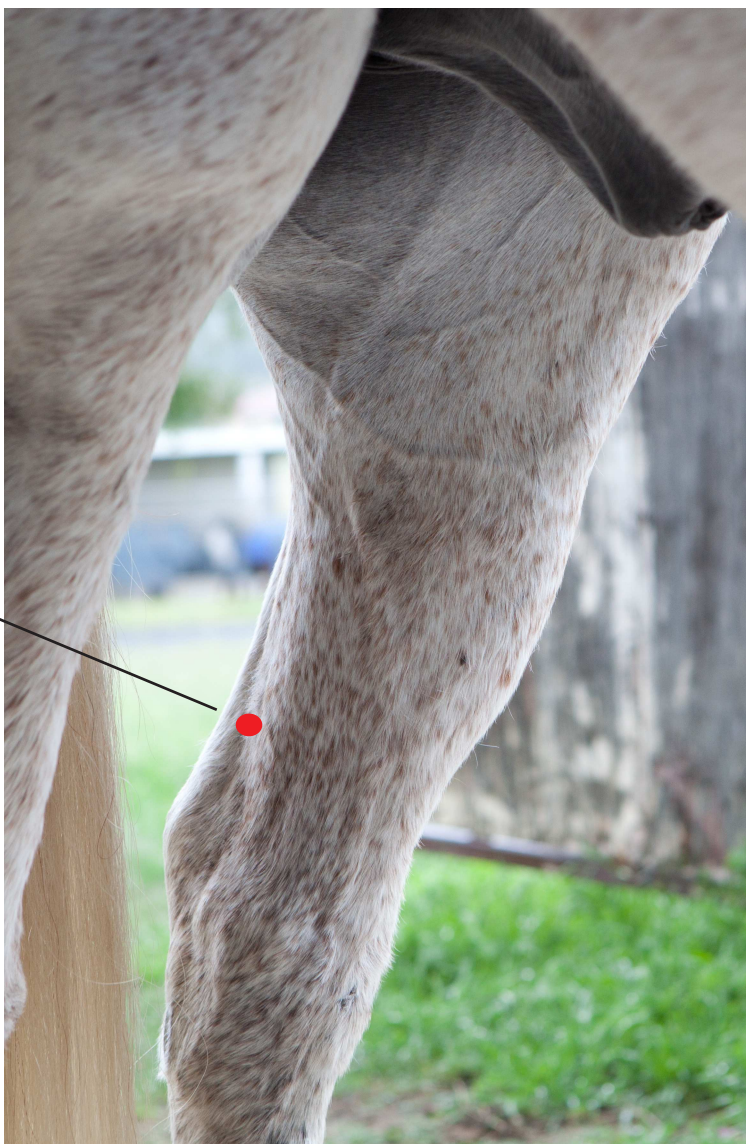


BL-20

Bladder 20 is one hand's breadth on either side of the spine in front of the last rib.

KI-8

Kidney 8 is inside the hind legs, two rib widths directly above the inside hock bone.



SP-1

Spleen 1 is either on the right rear coronary band at 8 o'clock or on the left rear coronary band at 4 o'clock.



ADVANCED PHOTONIC THERAPY

STANDARD POINTS

BL-11


Bladder 11 is at the top of the scapula.

LI-16

Large Intestine 16 is at the bottom of the collar groove.

LI-11

Large Intestine 11 is at the end of the elbow crease.

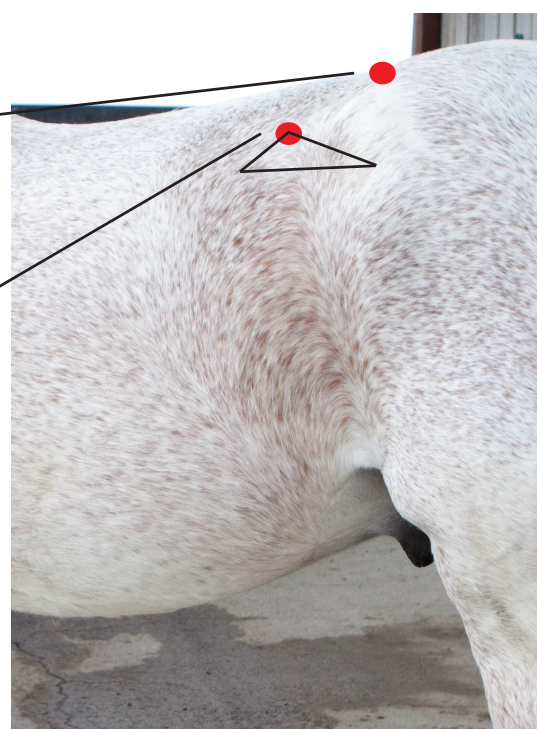


GV-3

Governing Vessel 3 is at the midline of the back in the lumbo-sacral space.

BL-23

Bladder 23 is at the top of an equilateral triangle (on the horse's skin) where the base is between the top of the hip and the last rib.



BL-40

Bladder 40 is found in a hollow on the back of the thigh, at the back of the stifle.

GB-34

Gall Bladder 34 is below the stifle on the side of the leg, in front of and below the head of the splint bone.

ST-36

Stomach 36 is six inches or 15 centimetres below the stifle at the front of the muscle.

BL-60

Bladder 60 is located in the 'vee' of the hock.

